



Investment Options Guide

Defined Contribution Plan and Combined Plan

This guide is a helpful resource for choosing your investments under the Defined Contribution Plan or Combined Plan.

Inside you will find:

- Information on managing your STRS Ohio defined contribution account
- A questionnaire to help you determine your investment style
- Descriptions and characteristics of each investment allocation option
- Sample allocation strategies for different types of investors, from conservative to aggressive
- A glossary of investment terms



Smart choices for your secure future.

| 2024 – 2025 NEW MEMBER |



Investment Options Guide

The purpose of this booklet is to help you understand the investment aspects of the Defined Contribution Plan and the Combined Plan. If you decide to choose one of these plans as your retirement plan, you will choose how to allocate contributions among various investment choices managed by STRS Ohio.

HOW TO USE **THIS GUIDE:**

STEP 1 — Review investment basics

Getting Started 2

Includes basic investment concepts and how to manage a defined contribution account

Asset Allocation 3

Explains the impact that asset allocation has on investing

STEP 2 — Identify what type of investor you are

Investment Style Questionnaire 4–5

Helps identify your investment style

Sample Portfolio Models 6

Provides examples of portfolios to meet different investment styles

Making Your Own Investment Choices 7

Introduces STRS Ohio’s investment choices

STEP 3 — Review investment options

STRS Ohio Investment Choices

STRS Money Market Choice 8

STRS Bloomberg U.S. Universal Bond Index Choice 9–10

STRS Large-Cap Core Choice 11

STRS Russell 1000 Index Choice 12

STRS Russell Midcap Index Choice 13

STRS Russell 2000 Index Choice 14

STRS MSCI World ex USA Index Choice 15

STRS MSCI ACWI ex USA Index Choice 16

STRS REIT Index Choice 17

STRS Target Choice Options 18–22

STEP 4 — Review fees, allocation changes and reporting

Glossary 23–24

Disclosures 25–26

The materials contained in this selection packet are a summary and are not intended to provide total information about STRS Ohio benefits. STRS Ohio reserves the right to make subsequent changes without prior notification.

Each STRS Ohio member is different and no one plan is right for everyone. You may want to consult with a financial planner or an STRS Ohio benefits counselor before selecting a plan.

Getting Started

This guide is designed to help you determine if the Defined Contribution Plan or Combined Plan is right for you. If you choose the Defined Contribution Plan, your retirement income will be based on the amount deposited to your account, the performance of investment choices you select and the annuity rates (or interest rate environment) at the time of retirement. If you choose the Combined Plan, you will select investment choices for the defined contribution portion of your account to create part of your retirement income. This guide will help you:

- **Identify your investment style;**
- **Match your asset allocation to your current investment style;**
- **Evaluate the investment choices available to you; and**
- **Understand the tools available to create your portfolio now and manage it in the future.**

This *Investment Options Guide* and the *Investment Performance Report* (included in this packet) are designed to help you understand the investments you choose to determine the accumulation in your retirement account.

Managing your defined contribution account

You will have several tools to help manage your account. Using the NRS/STRS Ohio website (www.nrsstrsoh.org), you'll be able to:

- See your daily account balance (total and by investment choice);
- Set current allocation for future contributions;
- Exchange existing balances from one investment choice to another;
- Obtain current unit values of the available investment choices, as well as past performance results;
- In addition, you will receive quarterly account statements providing additional details.

For additional assistance

STRS Ohio has contracted with Nationwide Retirement Solutions (NRS) in administering the defined contribution aspects of the STRS Ohio retirement plan options. NRS retirement specialists can discuss your investment choices with you by phone. Just call toll-free 866-332-3342, Monday–Friday, 8 a.m.–11 p.m., and Saturday, 9 a.m.–6 p.m., to talk with an NRS representative. Additional investment information from NRS can be accessed through the NRS/STRS Ohio website (www.nrsstrsoh.org). You may also want to consult with a financial planner or advisor concerning your retirement planning needs.

The information provided in this guide should not be considered a recommendation to select a particular retirement plan or investment choice. Investment objectives, risks, fees and expenses should be considered before selecting any particular investment choice.

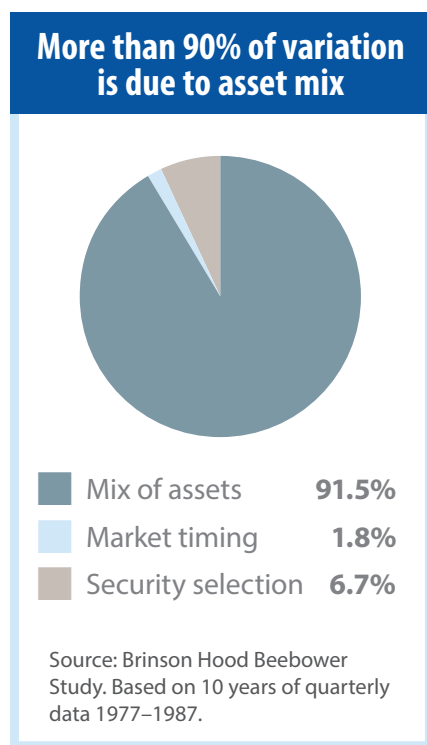
Asset Allocation

The power of asset allocation

Asset allocation is a rational strategy for investment selection. Simply put, it is the process of diversifying your investment dollars across different asset classes. It enables you to optimize your return potential while reducing your risk.

- How your investments are diversified depends on your willingness to tolerate risk. In general, the greater the risk, the greater the potential return.

By diversifying your portfolio, you can pursue attractive performance potential while simultaneously spreading out your investment risk.



How important is asset allocation to your investment success?

Industry research has shown that more than 90% of the variation in portfolio return is determined by asset allocation.

In short, while picking specific investments and deciding when to buy and sell those investments can have an impact on your overall return, a well-diversified portfolio may be the critical factor in determining how well your portfolio performs in the long run.

A personal asset allocation strategy is built on two key elements:

- **Your time horizon** — A shorter time horizon, for example, would result in a more conservative portfolio strategy (to reduce volatility).
- **Your risk tolerance** — For example, an aggressive portfolio may not be suitable for a person with a low tolerance for risk — even if he or she has a long-term time horizon.

Determining your investment type

The questionnaire on Pages 4–5 will help you determine your investment style. It was developed by Wilshire Associates, a nationally recognized investment management firm. If you're not sure whether your investment style is conservative, moderate or aggressive, the questionnaire results can help you determine which portfolio model may be right for you.

Just complete the questionnaire on the following pages to review your investment style, fund asset classes and investment options. Investment choices may be listed for reference, but you will have to select the allocation you prefer on your *Retirement Plan Selection Form* or through your Online Personal Account.

Questionnaire | What Type of Investor Are You?

To complete the questionnaire, circle the number next to the response that most resembles yours. Circle only one number per question.

1. Your current age is:

Circle one

- 1 | Over 70
- 4 | 60–70
- 8 | 50–59
- 12 | 35–49
- 16 | 34 or younger

2. When do you anticipate taking regular cash distributions from your account?

Circle one

- 2 | Less than five years
- 5 | Five to nine years
- 7 | 10 to 15 years
- 10 | More than 15 years, or I do not anticipate taking cash distributions

3. In addition to your current employer-sponsored retirement plan, do you have other retirement plan benefits such as a defined benefit pension or defined contribution profit-sharing plan?

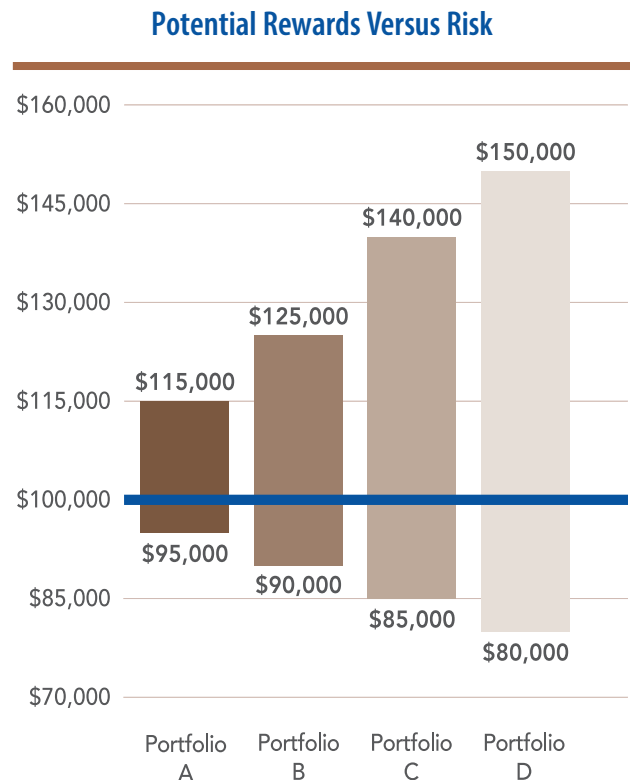
Circle one

- 0 | No
- 20 | Yes

4. The chart below shows the possible performance range of four different sample portfolios. Let's say you invested \$100,000 at the beginning of the year. Each bar shows the range of potential values at the end of one year. Which portfolio best describes your tolerance for risk?

Circle one

- | | |
|---|--|
| 1 Portfolio A
(\$95,000–\$115,000) | 7 Portfolio C
(\$85,000–\$140,000) |
| 4 Portfolio B
(\$90,000–\$125,000) | 10 Portfolio D
(\$80,000–\$150,000) |



5. While riskier than bond investments, stock investments offer the potential of higher long-term investment returns. What is your feeling about investing a portion of your money in stock investments?

Circle one

- 1 | I am concerned that stock investments are too risky and would prefer a higher allocation to bonds
- 5 | I understand there is additional risk with stock investments and would consider a more balanced allocation to stocks and bonds
- 9 | I understand there may be some additional risks in stock investing, but the opportunity to achieve long-term growth with a higher allocation to equities is worth a serious consideration
- 12 | I understand the risks, but recognize there are growth opportunities in stock markets, and would like to maximize those opportunities

6. Given the volatility of the capital markets, your account value will fluctuate over time. The three choices below show potential account value ranges after a three-year investment period. If you were to invest \$50,000, which portfolio would you select?

Circle one

- 2 | Account value range of \$48,000–\$53,000
- 6 | Account value range of \$45,000–\$58,000
- 10 | Account value range of \$40,000–\$60,000

INVESTMENT STYLE QUESTIONNAIRE RESULTS:

Use your questionnaire scores to find your investment style

Calculate Score	
Question 1	_____
Question 2	_____
Question 3	_____
Question 4	_____
Question 5	_____
Question 6	_____
Total =	_____

Use your total score to find your investment style

Point Total	Investment Style
0–16	Conservative
17–26	Moderately Conservative
27–39	Moderate
40–57	Moderately Aggressive
58–78	Aggressive

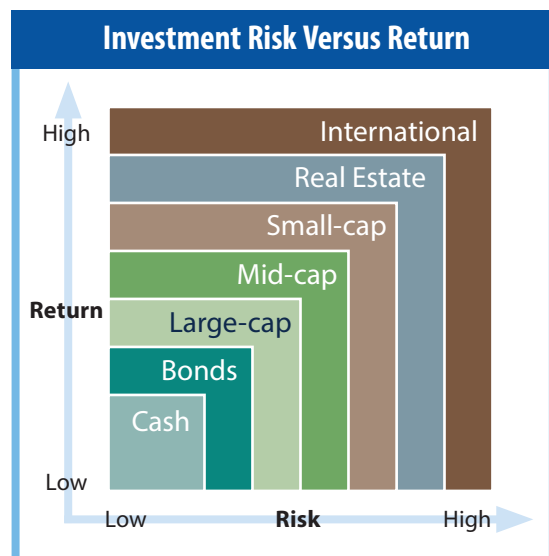
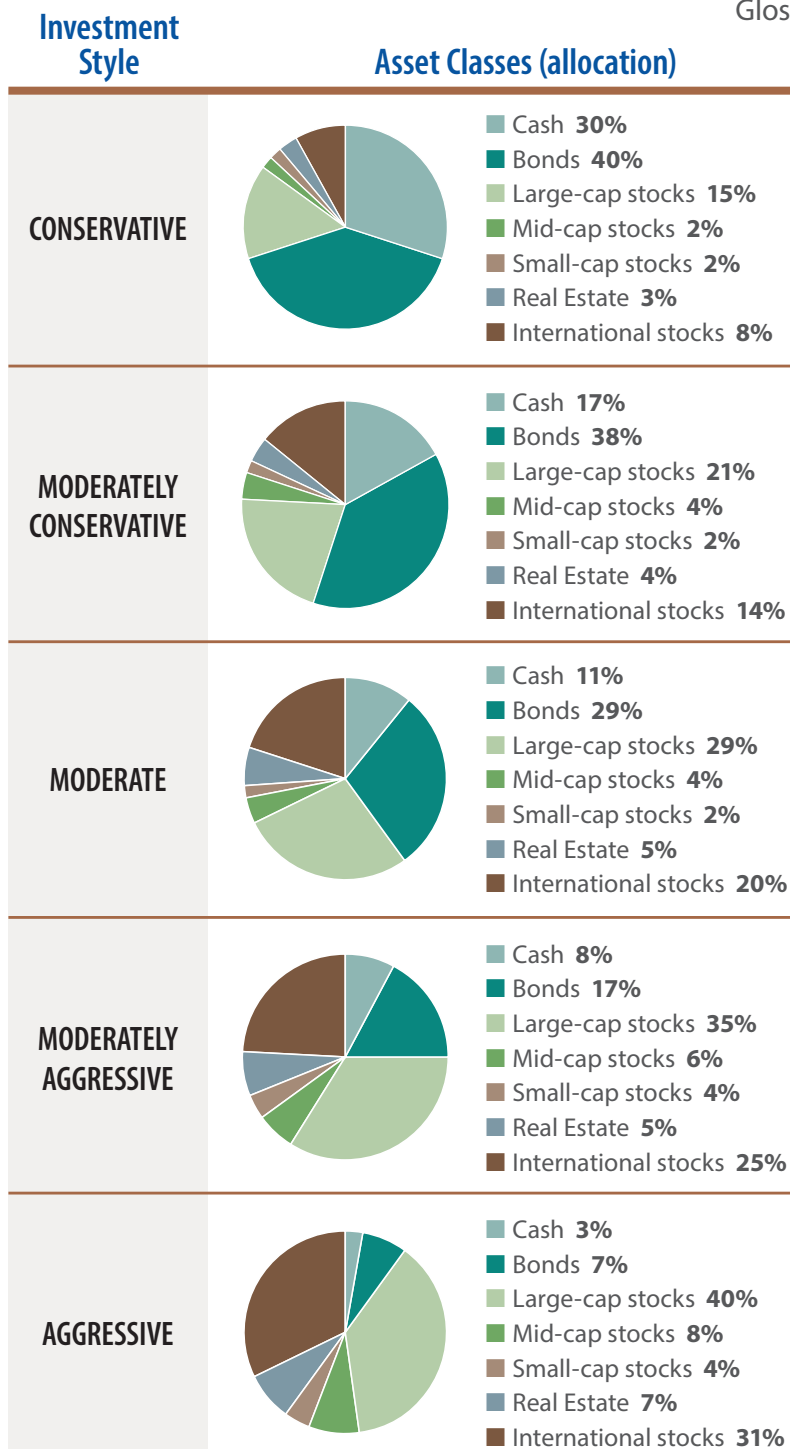
See Page 6 for sample portfolio models

Sample Portfolio Models

Identifying an allocation strategy for your Defined Contribution Plan or Combined Plan

Asset mix is a critical factor in determining investment results. The chart below illustrates five potential portfolios Wilshire Associates has identified that spread holdings across seven general asset classes. Now that you have identified your investment style,

you can match it with an investment portfolio that best fits your needs (based on your responses to the questionnaire). This can serve as a guide as you pursue your own allocation strategy. If any of the asset classes are unfamiliar to you, refer to the Glossary on Pages 23–24.



Making Your Own Investment Choices

STRS Ohio offers 17 choices to determine how your retirement funds will accumulate:

- All managed by the same STRS Ohio investment professionals who manage the system's defined benefit assets.
- These options vary in degrees of risk/return among different types of stock investments, bonds and cash equivalents.
- STRS Ohio has at least one corresponding choice available in each asset class identified by Wilshire Associates — plus target date options.

Asset Class	STRS Ohio Options
Cash	STRS Money Market Choice
Bonds	STRS Bloomberg U.S. Universal Bond Index Choice
Large-Cap	STRS Large-Cap Core Choice
Large-Cap	STRS Russell 1000 Index Choice
Mid-Cap	STRS Russell Midcap Index Choice
Small-Cap	STRS Russell 2000 Index Choice
International	STRS MSCI World ex USA Index Choice
International	STRS MSCI ACWI ex USA Index Choice
Real Estate	STRS REIT Index Choice
Blend	STRS Target Choice Options

Descriptions of each of these investment choices begin on the following page, including:

- Investment Objective
- Investment Characteristics
- Investment Risk
- Composition, Sector Weightings and Top Holdings (if applicable)
- Asset Management Fees

STRS Target Choice options

STRS Target Choice options consist of blends of domestic and international equities, fixed income and real estate investments. The investment mix changes over time. More information on these choices is provided on Pages 18–22.

Completing your allocation

If you choose the Defined Contribution Plan or Combined Plan, you will indicate your initial allocations through your Online Personal Account.

On the following pages you'll find descriptions of each STRS Ohio investment choice. As you review them, you will gain a better understanding of the potential return and risk of each one. You can indicate your initial allocations using one of these approaches:

- Follow the Wilshire Associates allocation model and develop a corresponding portfolio consisting of the appropriate STRS Ohio options; or
- Select your own combination of STRS Ohio options for your portfolio that you believe meets your personal needs; or
- Choose an STRS Target Choice option.

Once this selection information is received by STRS Ohio, your account will be established.

STRS Money Market Choice

CASH

Investment Objective

The primary investment objective of the STRS Money Market Choice is to obtain a level of current income consistent with the preservation of principal and liquidity. The performance objective is to exceed the 90-day U.S. Treasury bill return, before fees, by investing in the highest quality U.S. dollar-denominated short-term securities. This choice will seek to maintain a stable \$1.00 net asset value.

Investment Characteristics

The STRS Money Market Choice will generally be invested in short-term securities of the highest quality rating (A1/P1 rating). To preserve the principal value, interest rate risk will be low. This choice consists of large marketable issuers in the short-term markets to provide a high level of liquidity. It emphasizes credit quality for preservation of principal and liquidity.

Risk

The STRS Money Market Choice is intended as a conservative investment choice to protect principal value. Although there typically is less risk with a money market, the choice is subject to a variety of risks which can adversely affect performance. Some of these include income risk, credit risk and manager risk.

An investment in this choice is not insured or guaranteed by the Federal Deposit Insurance Corporation, the U.S. government or any other government-sponsored enterprises.

Investment Manager

STRS Ohio

Investment Performance

Please refer to the STRS Ohio *Investment Performance Report* included in this selection packet.

Annual Asset Management Fee

The total annual fee for the STRS Money Market Choice is no greater than 0.10%.

STRS Bloomberg U.S. Universal Bond Index Choice

BONDS

Investment Objective

This investment choice is intended to closely match the return of the Bloomberg U.S. Universal Bond Index, before fees.

Investment Characteristics

The STRS Bloomberg U.S. Universal Bond Index Choice consists entirely of U.S. dollar-denominated securities. This choice is intended to be an intermediate-term investment vehicle due to the moderate variability of its returns. It is designed to closely match the returns of the Bloomberg U.S. Universal Bond Index. A significant portion of the index includes debt issued by the U.S. government and other government-related entities, residential and commercial mortgage-backed securities, and investment-grade corporate bonds. A small portion of the index is high yield debt with ratings below the BBB category. Also included is debt from emerging market countries and other foreign issuers. The value of bonds is sensitive to changes in interest rates. When interest rates fall, bond prices rise and vice versa. Total returns are comprised of changes in principal values plus interest income earned.

Risk

An investment in the STRS Bloomberg U.S. Universal Bond Index Choice could lose value over short or even long periods. The choice’s share price will fluctuate in a range similar to the variability of the overall bond market. The choice is subject to a variety of risks which can adversely affect performance. Some of these include a rise in interest rates, issuer impairment or default, early or late redemption of a security’s cash flows and purchasing power risk in the event of high inflation.

An investment in this choice is not insured or guaranteed by the Federal Deposit Insurance Corporation, the U.S. government or any other government-sponsored enterprises.

Investment Manager

STRS Ohio

Index Statistics as of March 31, 2024

Number of Issues	20,270
Average Yield	5.12%
Average Maturity	8.23 Years
Market Value	\$31.53 Trillion

Index Characteristics as of March 31, 2024

Sector	% of Index
Treasury	36%
Corporate	25%
Mortgage.....	24%
Emerging Market	6%
Government Related	5%
High Yield.....	4%

Investment Performance

Please refer to the STRS Ohio *Investment Performance Report* included in this selection packet.

Annual Asset Management Fee

The total annual fee for the STRS Bloomberg U.S. Universal Bond Index Choice is 0.07%.

STRS Bloomberg U.S. Universal Bond Index Choice

BONDS

Disclosures

“Bloomberg®” and Bloomberg U.S. Universal Bond Index are service marks of Bloomberg Finance L.P. and its affiliates, including Bloomberg Index Services Limited (“BISL”), the administrator of the index (collectively, “Bloomberg”), and have been licensed for use for certain purposes by the State Teachers Retirement System of Ohio (“STRS Ohio”).

The STRS Bloomberg U.S. Universal Bond Index Choice or any STRS Target Choice (collectively, “STRS Investment Choices”) are not sponsored, endorsed, sold or promoted by Bloomberg. Bloomberg does not make any representation or warranty, express or implied, to the owners of or counterparties to the STRS Investment Choices or any member of the public regarding the advisability of investing in securities generally or in the STRS Investment Choices particularly. The only relationship of Bloomberg to STRS Ohio is the licensing of certain trademarks, trade names and service marks and of the Bloomberg U.S. Universal Bond Index, which is determined, composed and calculated by BISL without regard to STRS Ohio or the STRS Investment Choices. Bloomberg has no obligation to take the needs of STRS Ohio or the owners of the STRS Investment Choices into consideration in determining, composing or calculating the Bloomberg U.S. Universal Bond Index. Bloomberg is not responsible for and has not participated in the determination of the timing of, prices at, or quantities of the STRS Investment Choices to be issued. Bloomberg shall not have any obligation or liability, including, without limitation, to STRS Investment Choices customers, in connection with the administration, marketing or trading of the STRS Investment Choices.

BLOOMBERG DOES NOT GUARANTEE THE ACCURACY AND/OR THE COMPLETENESS OF THE BLOOMBERG U.S. UNIVERSAL BOND INDEX OR ANY DATA RELATED THERETO AND SHALL HAVE NO LIABILITY FOR ANY ERRORS, OMISSIONS OR INTERRUPTIONS THEREIN. BLOOMBERG DOES NOT MAKE ANY WARRANTY, EXPRESS OR IMPLIED, AS TO RESULTS TO BE OBTAINED BY STRS OHIO, OWNERS OF THE STRS INVESTMENT CHOICES OR ANY OTHER PERSON OR ENTITY FROM THE USE OF THE BLOOMBERG U.S. UNIVERSAL BOND INDEX OR ANY DATA RELATED THERETO. BLOOMBERG DOES NOT MAKE ANY EXPRESS OR IMPLIED WARRANTIES AND EXPRESSLY DISCLAIMS ALL WARRANTIES OF MERCHANTABILITY OR FITNESS FOR A PARTICULAR PURPOSE OR USE WITH RESPECT TO THE BLOOMBERG U.S. UNIVERSAL BOND INDEX OR ANY DATA RELATED THERETO. WITHOUT LIMITING ANY OF THE FOREGOING, TO THE MAXIMUM EXTENT ALLOWED BY LAW, BLOOMBERG, ITS LICENSORS, AND ITS AND THEIR RESPECTIVE EMPLOYEES, CONTRACTORS, AGENTS, SUPPLIERS, AND VENDORS SHALL HAVE NO LIABILITY OR RESPONSIBILITY WHATSOEVER FOR ANY INJURY OR DAMAGES—WHETHER DIRECT, INDIRECT, CONSEQUENTIAL, INCIDENTAL, PUNITIVE OR OTHERWISE— ARISING IN CONNECTION WITH THE STRS INVESTMENT CHOICES OR BLOOMBERG U.S. UNIVERSAL BOND INDEX OR ANY DATA OR VALUES RELATING THERETO—WHETHER ARISING FROM THEIR NEGLIGENCE OR OTHERWISE, EVEN IF NOTIFIED OF THE POSSIBILITY THEREOF.

STRS Large-Cap Core Choice

LARGE-CAP

Investment Objective

The primary objective of the STRS Large-Cap Core Choice is long-term capital appreciation. It seeks to achieve long-term returns that are greater than the Russell 1000® Index, before fees.

Investment Characteristics

STRS Large-Cap Core Choice invests in larger companies across a wide spectrum of industries. It will generally be invested in large-cap companies selected from the Russell 1000® Index. The focus is on investing in the best stocks from within each industry group. This choice emphasizes fundamental research, valuation and long-term growth prospects in the decision-making process.

Risk

An investment in the STRS Large-Cap Core Choice could lose value over short or even long periods due to volatility of common stocks. You should expect the choice's share price and total return to fluctuate within a wide range, like the fluctuations of the overall stock market. The choice is subject to a variety of risks which can adversely affect performance. Some of these include stock market risk, investment style risk and manager risk.

Investment Manager

STRS Ohio

Composition as of March 31, 2024

Top 10 Holdings	% of Portfolio
Microsoft Corp.	6.96%
Apple Inc.	5.30%
NVIDIA Corp.	4.87%
Amazon.com Inc	3.64%
Alphabet Inc. Class A	2.47%
Meta Platforms Inc.	2.35%
Exxon Mobil Corp.	1.88%
Berkshire Hathaway Inc. Class B	1.76%
Eli Lilly & Co.	1.57%
JP Morgan Chase & Co.	1.43%

Characteristics

Yield

Intended to approximate that of the Russell 1000® Index.

Price/Earnings

Intended to approximate that of the Russell 1000® Index.

Price/Sales

Intended to approximate that of the Russell 1000® Index.

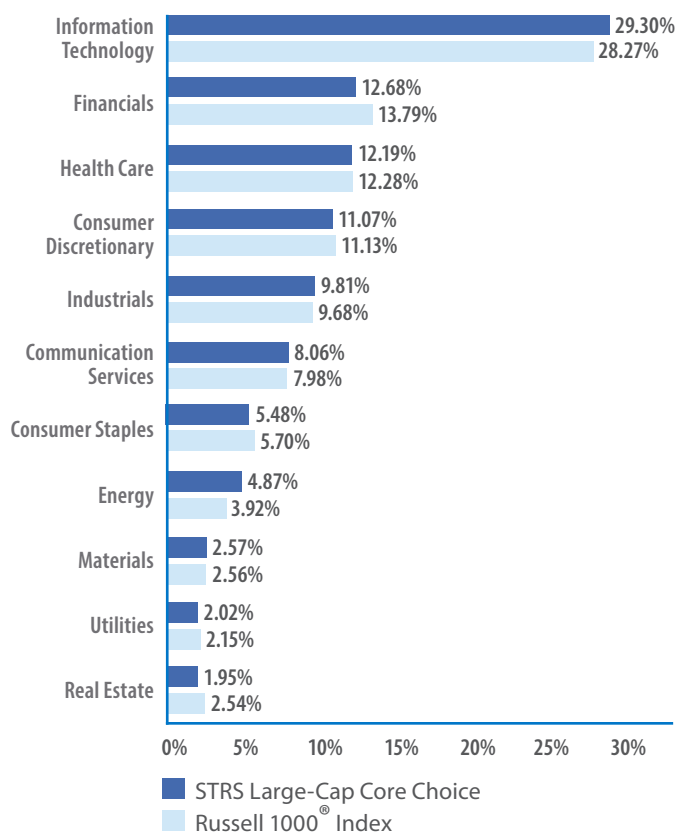
Price/Book

Intended to approximate that of the Russell 1000® Index.

Investment Performance

Please refer to the STRS Ohio *Investment Performance Report* included in this selection packet.

Sector Weightings as of March 31, 2024



Annual Asset Management Fee

The total annual fee for STRS Large-Cap Core Choice is 0.30%.

STRS Russell 1000 Index Choice

LARGE-CAP

Investment Objective

The primary objective of the STRS Russell 1000 Index Choice is long-term capital appreciation. This investment choice is intended to closely match the return of the Russell 1000® Index, before fees.

Investment Characteristics

STRS Russell 1000 Index Choice is composed of approximately 1,000 stocks chosen for market size (large-cap), liquidity and industry group representation. The return consists of capital appreciation plus dividend yield.

Risk

An investment in the STRS Russell 1000 Index Choice could lose value over short or even long periods due to volatility of common stocks. You should expect the choice's share price and total return to fluctuate within a wide range like the fluctuations of the overall stock market. The choice is subject to a variety of risks which can adversely affect performance. Some of these include stock market risk and investment style risk.

Investment Manager

STRS Ohio

Composition as of March 31, 2024

<u>Top 10 Holdings</u>	<u>% of Index</u>
Microsoft Corp.	6.51%
Apple Inc.	5.20%
NVIDIA Corp.	4.46%
Amazon.com Inc.	3.38%
Meta Platforms Inc.	2.23%
Alphabet Inc. Class A	1.86%
Berkshire Hathaway Inc.	1.60%
Alphabet Inc. Class C	1.59%
Eli Lilly & Co.	1.37%
JP Morgan Chase & Co.	1.20%

Sector Weightings as of March 31, 2024

Information Technology	28.27%
Financials	13.79%
Health Care.....	12.28%
Consumer Discretionary.....	11.13%
Industrials	9.68%
Communication Services.....	7.98%
Consumer Staples.....	5.70%
Energy	3.92%
Materials.....	2.56%
Real Estate	2.54%
Utilities.....	2.15%

Index Characteristics as of March 31, 2024

Total Market Value.....	\$48.06 Trillion
Mean Market Value	\$52.02 Billion
Weighted Avg. Market Value	\$740.78 Billion
Largest Co. Market Value	\$3.13 Trillion
Smallest Co. Market Value	\$347.96 Million
Median Share Price	\$86.31
P/E Ratio.....	25.08
Dividend Yield.....	1.35%

Investment Performance

Please refer to the STRS Ohio *Investment Performance Report* included in this selection packet.

Annual Asset Management Fee

The total annual fee for STRS Russell 1000 Index Choice is 0.05%.

The Russell Indices are a trademark of FTSE International Limited (FTSE) and Frank Russell Company (Russell) and their respective subsidiary undertakings, which are members of the London Stock Exchange Group plc group.

STRS Russell Midcap Index Choice

MID-CAP

Investment Objective

The primary objective of the STRS Russell Midcap Index Choice is long-term capital appreciation. This investment choice is intended to closely match the return of the Russell Midcap® Index, before fees.

Investment Characteristics

STRS Russell Midcap Index Choice is composed of approximately 800 stocks chosen for market size (mid-cap), liquidity and industry group representation. The return consists of capital appreciation plus dividend yield.

Risk

An investment in the STRS Russell Midcap Index Choice could lose value over short or even long periods due to volatility of common stocks. You should expect the choice's share price and total return to fluctuate within a wide range, like the fluctuations of the overall stock market. The choice is subject to a variety of risks which can adversely affect performance. Some of these include stock market risk and investment style risk.

Investment Manager

STRS Ohio

Composition as of March 31, 2024

Top 10 Holdings	% of Index
Phillips 66.....	0.63%
Parker Hannifin Corp.	0.62%
Crowdstrike Holdings	0.60%
Trane Technologies PLC	0.60%
Amphenol Corp.	0.59%
KKR & Co. Inc.	0.58%
Transdigm Group Inc.	0.57%
PACCAR Inc.	0.56%
Marvell Technology Group	0.53%
Cintas Corp.	0.52%

Sector Weightings as of March 31, 2024

Industrials	20.32%
Financials	16.11%
Information Technology	13.07%
Consumer Discretionary.....	11.88%
Health Care.....	9.94%
Real Estate	7.39%
Materials.....	5.75%
Utilities.....	5.09%
Energy	4.97%
Consumer Staples.....	3.41%
Communication Services.....	2.07%

Index Characteristics as of March 31, 2024

Total Market Value.....	\$11.42 Trillion
Mean Market Value	\$15.68 Billion
Weighted Avg. Market Value	\$28.02 Billion
Largest Co. Market Value	\$88.97 Billion
Smallest Co. Market Value	\$347.96 Million
Median Share Price	\$74.66
P/E Ratio	21.48
Dividend Yield	1.52%

Investment Performance

Please refer to the STRS Ohio *Investment Performance Report* included in this selection packet.

Annual Asset Management Fee

The total annual fee for STRS Russell Midcap Index Choice is 0.07%.

The Russell Indices are a trademark of FTSE International Limited (FTSE) and Frank Russell Company (Russell) and their respective subsidiary undertakings, which are members of the London Stock Exchange Group plc group.

STRS Russell 2000 Index Choice

SMALL-CAP

Investment Objective

The primary objective of the STRS Russell 2000 Index Choice is long-term capital appreciation. This investment choice is intended to closely match the return of the Russell 2000® Index, before fees.

Investment Characteristics

STRS Russell 2000 Index Choice is composed of approximately 2,000 stocks chosen for market size (small-cap), liquidity and industry group representation. The return consists of capital appreciation plus dividend yield.

Risk

An investment in the STRS Russell 2000 Index Choice could lose value over short or even long periods due to volatility of common stocks. You should expect the choice's share price and total return to fluctuate within a wide range, like the fluctuations of the overall stock market. The choice is subject to a variety of risks which can adversely affect performance. Some of these include stock market risk and investment style risk.

Investment Manager

STRS Ohio

Composition as of March 31, 2024

<u>Top 10 Holdings</u>	<u>% of Index</u>
Super Micro Computer Inc.	1.93%
Microstrategy Inc. Class A	0.95%
Comfort Systems USA Inc.	0.42%
e.l.f. Beauty Inc.	0.40%
Light & Wonder Inc.	0.35%
Carvana Co.	0.34%
Onto Innovation Inc.	0.33%
Simpson Manufacturing Co. Inc.	0.33%
Viking Therapeutics Inc.	0.31%
Weatherford International Plc	0.31%

Sector Weightings as of March 31, 2024

Industrials	17.51%
Financials	15.89%
Health Care.....	15.32%
Information Technology	14.93%
Consumer Discretionary.....	11.58%
Energy	7.33%
Real Estate	5.60%
Materials.....	4.53%
Consumer Staples.....	3.31%
Utilities.....	2.50%
Communication Services.....	1.50%

Index Characteristics as of March 31, 2024

Total Market Value.....	\$2.64 Trillion
Mean Market Value	\$1.65 Billion
Weighted Avg. Market Value	\$4.82 Billion
Largest Co. Market Value	\$58.43 Billion
Smallest Co. Market Value	\$11.70 Million
Median Share Price	\$18.52
P/E Ratio	17.32
Dividend Yield	1.37%

Investment Performance

Please refer to the STRS Ohio *Investment Performance Report* included in this selection packet.

Annual Asset Management Fee

The total annual fee for STRS Russell 2000 Index Choice is 0.07%.

The Russell Indices are a trademark of FTSE International Limited (FTSE) and Frank Russell Company (Russell) and their respective subsidiary undertakings, which are members of the London Stock Exchange Group plc group.

STRS MSCI World ex USA Index Choice

INTERNATIONAL

Investment Objective

The primary objective of the STRS MSCI World ex USA Index Choice is long-term capital appreciation. This investment choice is intended to closely match the return of the Morgan Stanley Capital International (MSCI) World ex USA Index, before fees.

Investment Characteristics

STRS MSCI World ex USA Index Choice is based on the share price of approximately 1,000 companies listed on stock exchanges in 22 different developed countries. The return is comprised of capital appreciation plus dividend yield.

Risk

An investment in the STRS MSCI World ex USA Index Choice could lose value over short or even long periods due to volatility of common stocks. You should expect the choice's share price and total return to fluctuate within a wide range, like the fluctuations of the overall stock market. The choice is subject to a variety of risks which can adversely affect performance. Some of these include stock market risk, country risk and currency risk.

Investment Manager

STRS Ohio

Investment Performance

Please refer to the STRS Ohio *Investment Performance Report* included in this selection packet.

Annual Asset Management Fee

The total annual fee for STRS MSCI World ex USA Index Choice is 0.10%.

Country/Region Weightings as of March 31, 2024

<u>Country/Region</u>	<u>% of Index</u>
Japan	21.07%
United Kingdom	13.01%
France	10.85%
Canada	10.52%
Switzerland	8.38%
Germany	7.79%
Australia	6.49%
Netherlands	4.54%
Denmark	3.25%
Sweden	2.75%
Italy	2.50%
Spain	2.39%
Hong Kong	1.60%
Singapore	1.17%
Finland	0.86%
Belgium	0.83%
Israel	0.67%
Norway	0.53%
Ireland	0.31%
New Zealand	0.17%
Austria	0.16%
Portugal	0.16%

The MSCI World ex USA Index is a trademark of MSCI Inc. The STRS MSCI World ex USA Index Choice is not sponsored, endorsed or promoted by MSCI, and MSCI bears no liability with respect to any investment choice or any index on which the investment choice is based.

STRS MSCI ACWI ex USA Index Choice

INTERNATIONAL

Investment Objective

The primary objective of the STRS MSCI ACWI ex USA Index Choice is intended to closely match the return of the Morgan Stanley Capital International (MSCI) ACWI ex USA Index, before fees.

Investment Characteristics

STRS MSCI ACWI ex USA Index Choice is based on the share price of approximately 1,900 companies listed on stock exchanges in 22 developed and 24 emerging countries. The return is comprised of capital appreciation plus dividend yield.

Risk

An investment in the STRS MSCI ACWI ex USA Index Choice could lose value over short or even long periods due to volatility of common stocks. You should expect the choice's share price and total return to fluctuate within a wide range, like the fluctuations of the overall stock market. The choice is subject to a variety of risks which can adversely affect performance. Some of these include stock market risk, country risk and currency risk.

Investment Manager

STRS Ohio

Investment Performance

Please refer to the STRS Ohio *Investment Performance Report* included in this selection packet.

Annual Asset Management Fee

The total annual fee for STRS MSCI ACWI ex USA Index Choice is 0.14%.

The MSCI ACWI ex USA Index is a trademark of MSCI Inc. The STRS MSCI ACWI ex USA Index Choice is not sponsored, endorsed or promoted by MSCI, and MSCI bears no liability with respect to any investment choice or any index on which the investment choice is based.

Country/Region Weightings as of March 31, 2024

Country/Region	% of Index
Japan	15.26%
United Kingdom	9.42%
France	7.86%
Canada.....	7.62%
China	6.93%
Switzerland	6.07%
Germany	5.64%
India	4.88%
Taiwan.....	4.86%
Australia	4.70%
Korea	3.53%
Netherlands	3.29%
Denmark	2.35%
Sweden.....	1.99%
Italy	1.81%
Spain	1.73%
Brazil	1.44%
Saudi Arabia	1.17%
Hong Kong	1.16%
Singapore	0.85%
South Africa	0.77%
Mexico	0.75%
Finland.....	0.63%
Belgium	0.60%
Indonesia	0.51%
Israel	0.48%
Thailand	0.42%
Norway	0.38%
Malaysia.....	0.38%
United Arab Emirates	0.33%
Poland.....	0.27%
Qatar.....	0.23%
Kuwait.....	0.23%
Ireland	0.22%
Turkey.....	0.19%
Philippines	0.18%
Greece.....	0.14%
Chile.....	0.13%
New Zealand	0.12%
Austria.....	0.12%
Portugal	0.11%
Peru.....	0.09%
Hungary	0.07%
Czech Republic	0.04%
Columbia	0.03%
Egypt	0.02%

STRS REIT Index Choice

REAL ESTATE

Investment Objective

The STRS REIT Index Choice is intended to closely match the return of the FTSE NAREIT Equity REITS Index, before fees.

Investment Characteristics

STRS REIT Index Choice invests in the securities of public real estate companies, primarily Real Estate Investment Trusts (REITs). The focus is on leading large- to medium-capitalization real estate stocks. These securities, however, tend to be small-capitalization stocks in relation to the broad U.S. stock market. REITs generally provide a high dividend income component with a potential for capital appreciation. This choice seeks to provide geographic and property-type diversification.

Risk

Because the STRS REIT Index Choice represents a narrow segment of the overall U.S. stock market, it may be more susceptible than a broadly diversified option to adverse economic or regulatory occurrences and may experience increased volatility. The choice is subject to a variety of risks which can adversely affect performance. Some of these include industry concentration risk, stock market risk, investment style risk and interest rate risk.

Investment Manager

STRS Ohio

Characteristics

Yield

Generally consistent with the yield of the FTSE NAREIT Equity REITS Index.

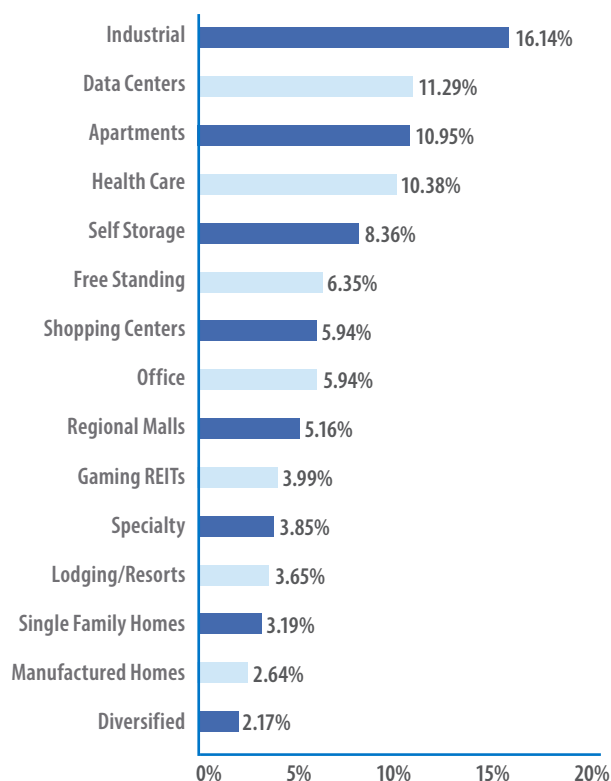
Price/Earnings

Generally consistent with the P/E of the FTSE NAREIT Equity REITS Index.

Composition as of March 31, 2024

Top 10 Holdings	% of Total Choice
Prologis Inc.	11.26%
Equinix Inc.	7.22%
Welltower Inc.	4.85%
Simon Property Group	4.76%
Public Storage	4.26%
Realty Income Corp.	4.21%
Digital Realty Trust	4.08%
VICI Properties Inc.	2.89%
Extra Space Storage Inc.	2.88%
AvalonBay Communities Inc.	2.46%

Composition as of March 31, 2024



Investment Performance

Please refer to the STRS Ohio *Investment Performance Report* included in this selection packet.

Annual Asset Management Fee

The total annual fee for STRS REIT Index Choice is 0.10%.

STRS Target Choice Options

BLEND

In addition to the individual asset class choices, STRS Ohio offers blended portfolios with a mix of fixed income, international equities, domestic equities and real estate. These options are designed as single, comprehensive investment solutions for participants who plan to retire during the specified date ranges. Asset allocations are adjusted over time in accordance with each target choice's glidepath, becoming more conservative as it approaches the target year.

Investment Objective

These investment choices target a year in the future that would roughly match a participant's retirement date. As the target date approaches, the more conservative the investment mix becomes — moving from a substantial allocation to stocks in the early years (for greater growth opportunities) toward a more balanced mix of stocks and bonds (to reduce volatility) as the target date nears. When the Target Choice reaches its target date, participants who are not going to annuitize the account for retirement must transfer the accumulated value to other STRS Ohio investment options. If no other option is chosen, the accumulated value of the choice automatically rolls into the nearest Target Choice option. For example, if a member has contributions placed in the Target Choice 2025 option and he or she has not provided new allocation instructions by Dec. 31, 2025, the accumulated value in the Target Choice 2025 option will roll into the Target Choice 2030 option.

Investment Characteristics

Target Choice options will consist of blends of domestic and international equities, fixed income and real estate investments. Allocations are based on the following indices:

- Domestic Equities — Russell 3000® Index (includes large-, mid- and small-cap)
- International Equities — MSCI World ex USA Index
- Fixed Income — Bloomberg U.S. Universal Bond Index
- Real Estate — FTSE NAREIT Equity REITs Index

Risk

STRS Target Choice options are intended as long-term investment vehicles due to the volatility of returns on common stocks over short time periods. These options do not provide guaranteed income or payouts. The asset allocations for these choices will be geared toward the average investor. Since the choice currently invests more of its assets in stocks, the choice's overall risk will be greater than a fund that invests a majority of assets in bonds; however, the level of risk should be lower than that of a fund investing entirely in stocks. The choice is subject to a variety of risks which can adversely affect performance. Some of these include stock market risk, country risk, currency risk, interest rate risk, purchasing power risk and investment style risk. To take on less (or more) risk, participants can do so by selecting a target choice with a date earlier (or later) than their expected retirement date.

Investment Manager

STRS Ohio

Annual Asset Management Fee

The total annual fee for STRS Target Choice options is 0.10%.

See STRS Target Choice options glidepaths on Pages 19–22.

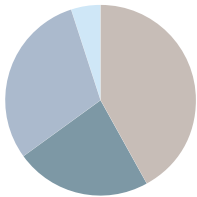
STRS Target Choice Options

BLEND

STRS Target Choice 2025

The STRS Target Choice 2025 is intended to provide a diversified investment that is appropriate for a participant with a projected retirement date of 2023–2027.

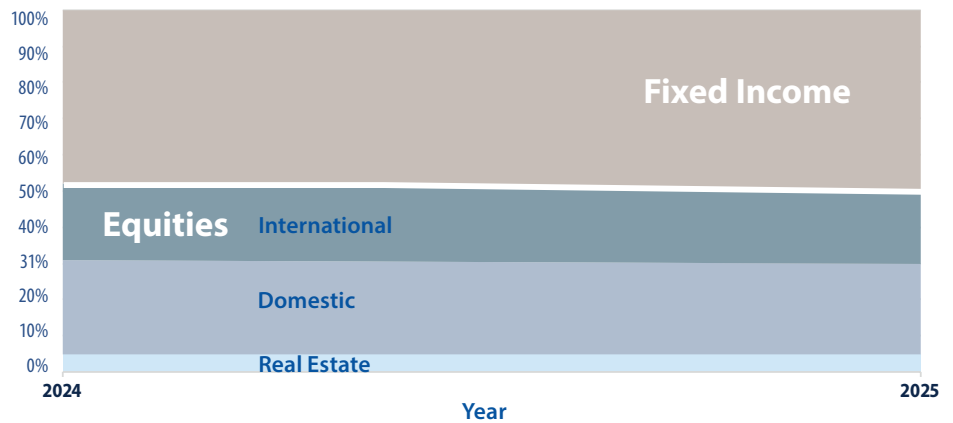
Composition as of July 1, 2024



- 48.0% Fixed Income
- 21.0% International Equities
- 26.0% Domestic Equities
- 5.0% Real Estate

STRS Target Choice 2025 Glidepath

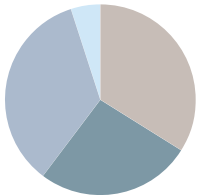
This chart indicates how STRS Ohio expects the asset allocations to change over time.



STRS Target Choice 2030

The STRS Target Choice 2030 is intended to provide a diversified investment that is appropriate for a participant with a projected retirement date of 2028–2032.

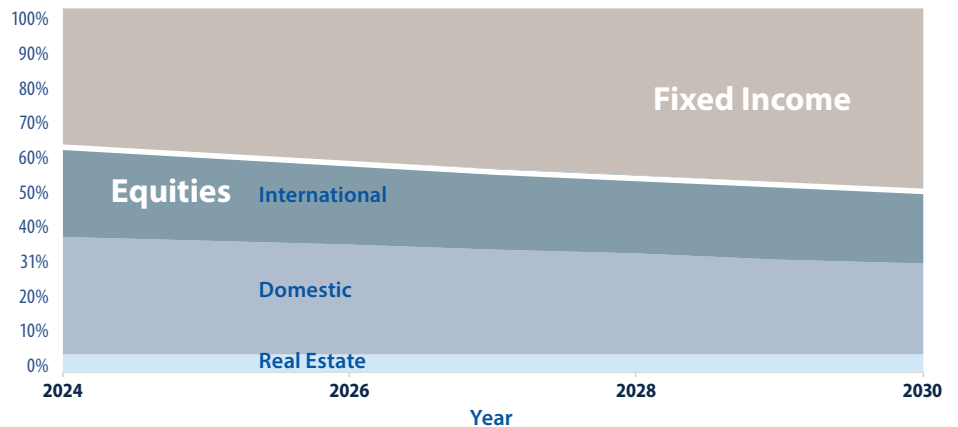
Composition as of July 1, 2024



- 38.5% Fixed Income
- 24.5% International Equities
- 32.0% Domestic Equities
- 5.0% Real Estate

STRS Target Choice 2030 Glidepath

This chart indicates how STRS Ohio expects the asset allocations to change over time.



Target Choice options (continued on next page)

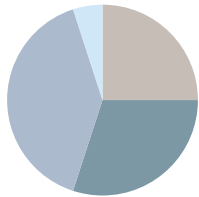
STRS Target Choice Options

BLEND

STRS Target Choice 2035

The STRS Target Choice 2035 is intended to provide a diversified investment that is appropriate for a participant with a projected retirement date of 2033–2037.

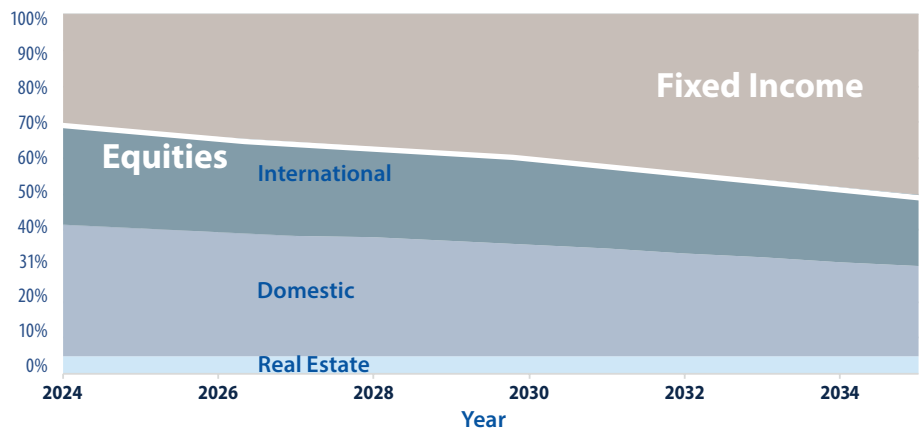
Composition as of July 1, 2024



- 31.0% Fixed Income
- 27.5% International Equities
- 36.5% Domestic Equities
- 5.0% Real Estate

STRS Target Choice 2035 Glidepath

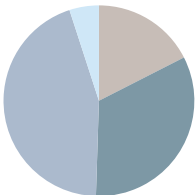
This chart indicates how STRS Ohio expects the asset allocations to change over time.



STRS Target Choice 2040

The STRS Target Choice 2040 is intended to provide a diversified investment that is appropriate for a participant with a projected retirement date of 2038–2042.

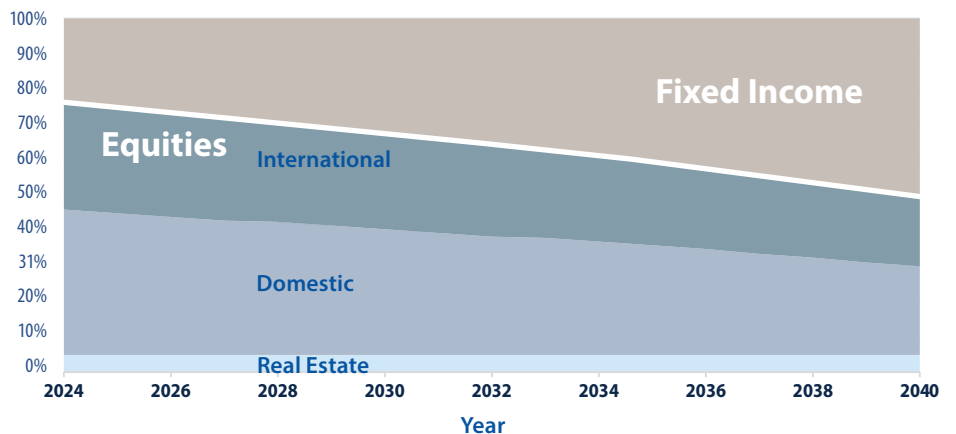
Composition as of July 1, 2024



- 23.5% Fixed Income
- 30.5% International Equities
- 41.0% Domestic Equities
- 5.0% Real Estate

STRS Target Choice 2040 Glidepath

This chart indicates how STRS Ohio expects the asset allocations to change over time.



Target Choice options (continued on next page)

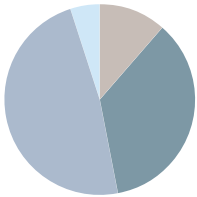
STRS Target Choice Options

BLEND

STRS Target Choice 2045

The STRS Target Choice 2045 is intended to provide a diversified investment that is appropriate for a participant with a projected retirement date of 2043–2047.

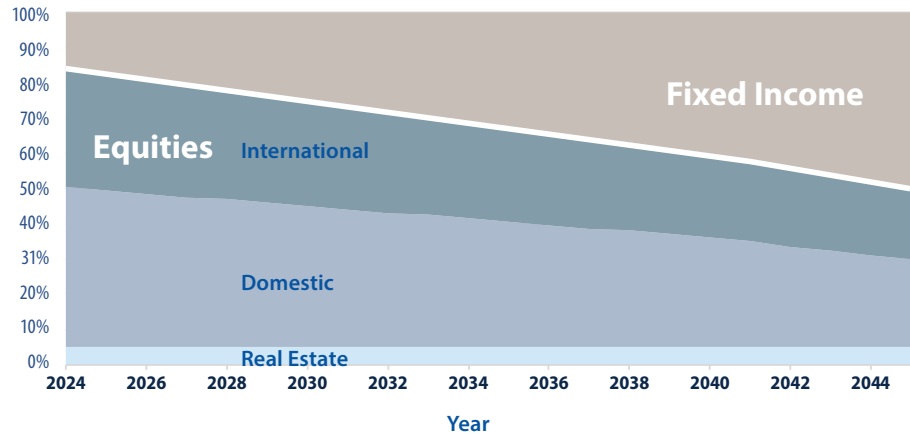
Composition as of July 1, 2024



- 16.0% Fixed Income
- 33.5% International Equities
- 45.5% Domestic Equities
- 5.0% Real Estate

STRS Target Choice 2045 Glidepath

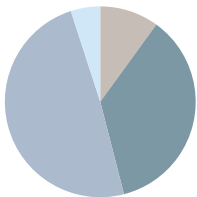
This chart indicates how STRS Ohio expects the asset allocations to change over time.



STRS Target Choice 2050

The STRS Target Choice 2050 is intended to provide a diversified investment that is appropriate for a participant with a projected retirement date of 2048–2052.

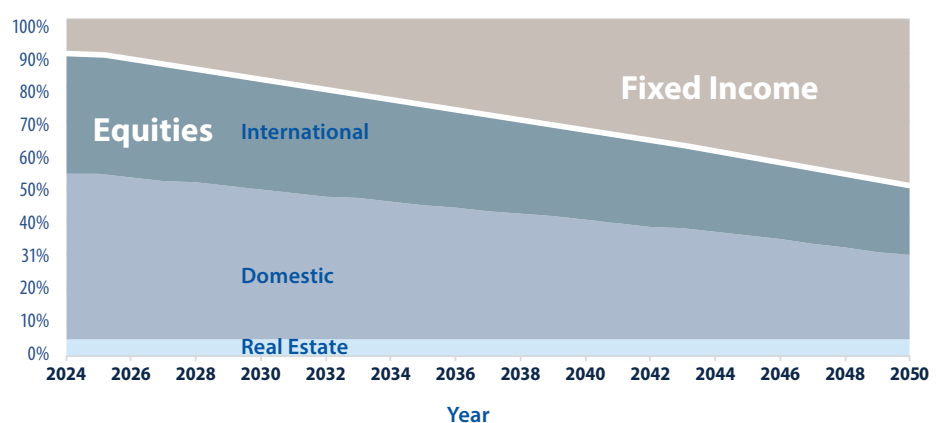
Composition as of July 1, 2024



- 10.0% Fixed Income
- 36.0% International Equities
- 49.0% Domestic Equities
- 5.0% Real Estate

STRS Target Choice 2050 Glidepath

This chart indicates how STRS Ohio expects the asset allocations to change over time.



Target Choice options (continued on next page)

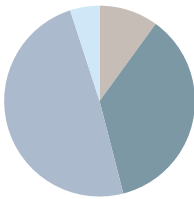
STRS Target Choice Options

BLEND

STRS Target Choice 2055

The STRS Target Choice 2055 is intended to provide a diversified investment that is appropriate for a participant with a projected retirement date of 2053–2057.

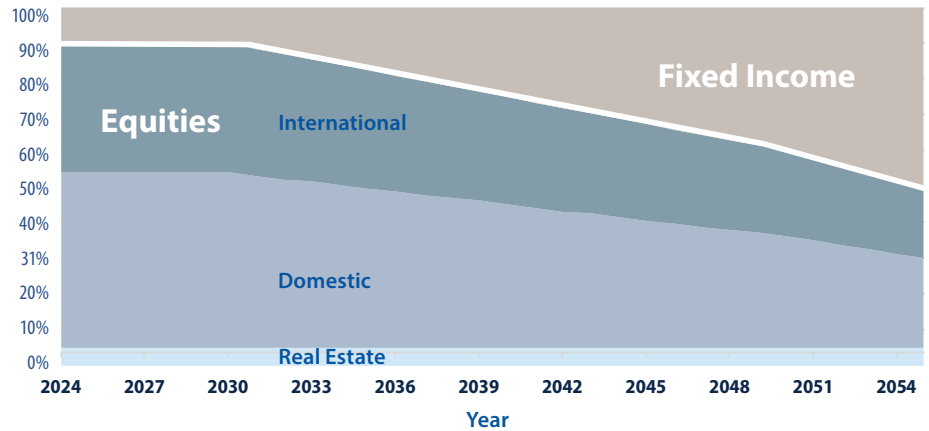
Composition as of July 1, 2024



- 10.0% Fixed Income
- 36.0% International Equities
- 49.0% Domestic Equities
- 5.0% Real Estate

STRS Target Choice 2055 Glidepath

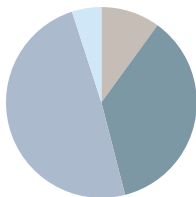
This chart indicates how STRS Ohio expects the asset allocations to change over time.



STRS Target Choice 2060

The STRS Target Choice 2060 is intended to provide a diversified investment that is appropriate for a participant with a projected retirement date of 2058–2062.

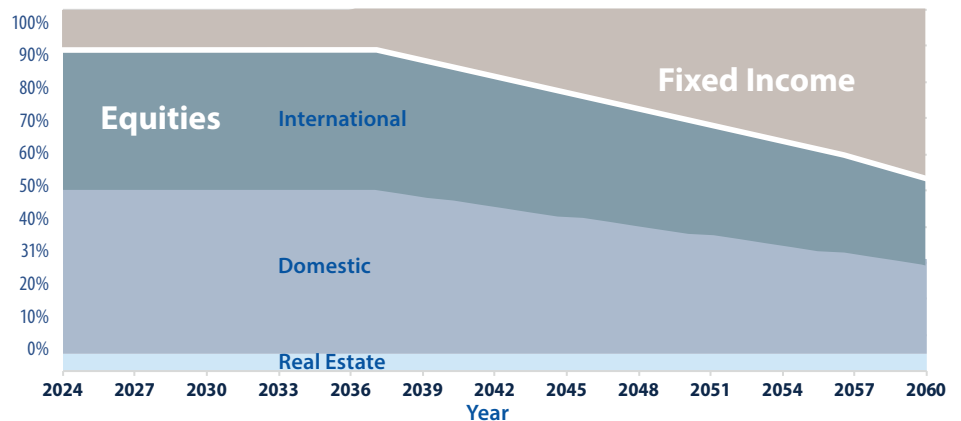
Composition as of July 1, 2024



- 10.0% Fixed Income
- 36.0% International Equities
- 49.0% Domestic Equities
- 5.0% Real Estate

STRS Target Choice 2060 Glidepath

This chart indicates how STRS Ohio expects the asset allocations to change over time.



Glossary

benchmark — A standard, usually an unmanaged index, used for comparative purposes in assessing a fund's performance.

Bloomberg U.S. Universal Bond Index — The Bloomberg U.S. Universal Bond Index measures publicly issued U.S. dollar-denominated, fixed-rate taxable bonds on a total return basis. It consists of approximately 14,000 different issues and includes fixed-income securities that are rated either investment grade or below investment grade. Municipal debt, private placements and nondollar issues are excluded from the index.

bond — A debt instrument issued by a company, city or state, or the U.S. government or its agencies, with a promise to pay regular interest and return the principal on a specified date.

bond credit rating — Independent evaluation of a bond's credit-worthiness. This measurement is usually calculated through an index compiled by companies such as Standard & Poor's (S&P) or Moody's. Bonds with a credit rating of BBB or higher by S&P or Baa or higher by Moody's are generally considered investment grade.

book/price ratio — The current book value of a stock divided by its current market price.

book value — The net worth or liquidating value of a business. This is calculated by subtracting all liabilities, including debt and preferred stocks, from total assets.

bottom-up approach — The search for outstanding performance of individual stocks before considering the impact of economic trends. Such companies may be identified from research reports, stock screens or personal knowledge of the products and services.

business day/valuation day — A day when market exchanges are open for business.

capital appreciation — The increase in the share price and value of an investment.

diversification — The strategy of investing in a wide range of companies, industries or investment products to reduce the risk if an individual company or sector suffers losses.

dividend yield — The current or estimated annual dividend divided by the market price per share of a security.

Economic sectors

Communication Services — Contains companies involved in communication services, including wireless, cellular and high-bandwidth networks.

Consumer Discretionary — Includes industries likely to be most sensitive to economic cycles, including automotive, apparel, household durable goods, hotels, restaurants and consumer retailing.

Consumer Staples — This sector includes industries that are less sensitive to economic cycles, including food, beverage and tobacco manufacturers, producers of nondurable household goods, and food and drug retailing companies.

Energy — Contains companies involved in producing, marketing or refining gas and oil products.

Financials — Includes companies engaged in finance, banking, investment banking and brokerage, insurance, corporate lending and real estate.

Health Care — Includes manufacturers of health care equipment and supplies, providers of health care services and producers of pharmaceuticals.

Industrials — This sector includes companies involved in construction, engineering and building, aerospace and defense, industrial equipment and machinery, and transportation services and infrastructure.

Information Technology — Contains companies primarily involved in technology software and services, hardware and equipment, and manufacturers of semiconductors.

Materials — Includes companies that manufacture chemicals; construction materials; glass; paper products; and metals, minerals and mining companies.

Utilities — Includes gas, water and electric utilities, as well as companies that operate as independent producers or distributors of power.

float — The number of shares of a corporation that are outstanding and available for trading by the public. A small float means the stock will be volatile, since a large order to buy or sell shares can influence the stock's price dramatically. A larger float means the stock will be less volatile.

index return — An investment choice designed to closely match performance and composition of a particular market benchmark, such as the Russell 1000® Index.

interest rate — The rate of interest charged for the use of money, usually expressed as an annual rate.

liquidity — The ability to easily turn assets into cash. An investor should be able to sell a liquid asset quickly with little effect on the price. Liquidity is a central objective of money market funds.

market capitalization (large-cap, mid-cap, small-cap) — The market price of a company's shares multiplied by the number of shares outstanding. Large capitalization (large-cap) companies generally have more than \$5 billion in market capitalization; mid-cap companies between \$1.5 billion and \$5 billion; and small-cap companies less than \$1.5 billion. These capitalization figures may vary depending upon the index being used and/or the guidelines used by the portfolio manager.

market value — The price at which a security is trading and could presumably be purchased or sold. This also refers to what investors believe a firm is worth, calculated by multiplying the number of shares outstanding by the current market price of a firm's shares.

market value-mean — The market value of a group of securities computed by calculating the arithmetic average of a sample.

market value-weighted — The market value of a group of securities computed by calculating a weighted average of the returns on each security in the group, where the weights are proportional to outstanding market value.

maturity — The final date on which the payment of a debt instrument (e.g., bonds, notes, repurchase agreements) becomes due and payable. Short-term bonds generally have maturities of up to five years, intermediate-term bonds between five and 15 years, and long-term bonds more than 15 years.

MSCI ACWI ex USA Index — The MSCI (Morgan Stanley Capital International) ACWI (All Country World Index) ex USA Index captures large- and mid-cap representation across 22 developed markets and 24 emerging market countries with approximately 1,900 foreign companies. The index covers about 85% of the global opportunity set outside of the United States.

MSCI World ex USA Index — The MSCI (Morgan Stanley Capital International) World ex USA Index is a free float-adjusted market capitalization index of approximately 1,000 foreign companies that is designed to measure developed market equity performance, excluding the United States.

net asset value (NAV) — The market value of one unit of an investment option on any given day. It is determined by dividing an investment option's total net assets by the number of units outstanding.

price/book ratio — The current market price of a stock divided by its book value or net asset value.

price/earnings ratio (P/E) — The current market price of a stock divided by its earnings per share. Also known as the "multiple," the price-to-earnings ratio gives investors an idea of how much they are paying for a company's earning power and is a useful tool for evaluating the costs of different securities.

price/sales ratio — The current market price of a stock divided by total sales.

Risk

country risk — The possibility that world events, such as political instability, financial troubles or natural disasters, will adversely affect the value of securities issued by companies in foreign countries.

credit risk — A loss in value due to a bond issuer's failure to make timely interest and principal payments or adverse perception of the issuer's ability to make such payment.

currency risk — The possibility an investment's value will change due to changes in currency exchange rates.

income risk — The possibility income will decline because of falling interest rates.

industry concentration risk — Investments concentrated heavily in specific industries could trail the overall market.

interest rate risk — The risk that values will fall with changes in interest rates.

investment style risk — The chance that returns from a designated investment style will trail returns from the overall stock market.

manager risk — The possibility that poor security selection will cause underperformance relative to the benchmark.

purchasing power risk — The possibility principal and interest won't be worth as much in the future because of erosion in value due to inflation.

stock market risk — The possibility that stocks will experience losses due to factors that affect the overall performance of the financial markets.

risk tolerance — How sensitive you are to market losses.

Russell Indexes — These indexes are used as standards for measuring U.S. stock market performance. An example would be the Russell 3000®, which is the most widely used broad market index for U.S. institutional investors. It is comprised of the largest 3,000 U.S. stocks, representing 98% of investable U.S. equity.

stock — An ownership share in a corporation. Each share of stock is a proportional stake in the corporation's assets and profits, and purchasing a stock should be thought of as owning a proportional share of the successes and failures of that business.

top-down approach — The method in which an investor first looks at trends in the general economy, selects attractive industries and then companies in those industries that should benefit from those trends.

tracking error — A portfolio volatility measurement that compares the variation (measured by the standard deviation) of the difference between the performance of the benchmark and a particular fund.

Treasury securities — Negotiable debt obligations of the U.S. government, secured by its full faith and credit. The income from Treasury securities is exempt from state and local income taxes, but not from federal income taxes. There are three types of Treasuries: bills (maturity of three–12 months), notes (maturity of one–10 years) and bonds (maturity of 10–30 years).

volatility — The general variability of a portfolio's value resulting from price fluctuations of its investments. In most cases, the more diversified a portfolio is, the less volatile it will be.

yield — The annual rate of return on an investment, as paid in dividends or interest. It is expressed as a percentage obtained by dividing the market price for a stock or bond into the dividend or interest paid in the preceding 12 months.

Fee Example, Contributions, Value of Assets, Allocation Tools, Transfers, Reporting and Disbursement

STRS Ohio investment choices are not publicly traded mutual funds. They are available only through participation in the STRS Ohio Defined Contribution and Combined Plans.

Asset Management Fee Example:

Members who participate in the STRS Ohio Defined Contribution or Combined Plan are charged asset management fees annually. The following table provides an example of the annual fees you would incur on a hypothetical investment of \$1,000 in each STRS Ohio investment choice. The fees are taken from the net asset value of each choice each valuation day. For the purpose of this example, to calculate annual fees, the total fee is multiplied by the year-end account balance in that option.

The table assumes (a) continuation into future years of the applicable STRS Ohio fee; (b) a 5% annual return; and (c) disbursement at each time period shown. This example should not be considered a representation of past or future expenses. Actual expenses may be greater or lesser than shown, depending upon factors such as actual performance.

	1 Year	3 Years	5 Years	10 Years
STRS Money Market Choice	\$1	\$3	\$6	\$13
STRS Bloomberg U.S. Universal Bond Index Choice	\$1	\$2	\$4	\$9
STRS Large-Cap Core Choice	\$3	\$10	\$17	\$40
STRS Russell 1000 Index Choice	\$1	\$2	\$3	\$7
STRS Russell Midcap Index Choice	\$1	\$2	\$4	\$9
STRS Russell 2000 Index Choice	\$1	\$2	\$4	\$9
STRS MSCI World ex USA Index Choice	\$1	\$3	\$6	\$13
STRS MSCI ACWI ex USA Index Choice	\$1	\$5	\$8	\$18
STRS REIT Index Choice	\$1	\$3	\$6	\$13
Target Choice Options	\$1	\$3	\$6	\$13

Account Fee:

In addition to the fees listed above, a quarterly account fee of \$10 is charged to each participant in a Defined Contribution or Combined Plan. The fee is taken proportionately from the member's account balance on the first business day of the quarter.

Maintenance Fee for Inactive Accounts Less Than \$5,000:

Members who have not contributed to the Defined Contribution Plan or the defined contribution portion of the Combined Plan for a period of 120 consecutive days are deemed inactive. Inactive members with account balances of less than \$5,000 are assessed a \$10 monthly fee taken proportionately from the balance of their account. If this fee is charged, the \$10 quarterly account fee is waived.

Contributions:

The State Teachers Retirement System of Ohio (STRS Ohio) is a statewide pension plan for Ohio educators that operates by the authority of the Ohio General Assembly, and benefits are provided under Chapter 3307 of the Ohio Revised Code. Employers submit member and employer contributions to STRS Ohio after each payroll. For members enrolled in the STRS Ohio Defined Contribution or Combined Plan, member and employer contributions are deposited in each member's account according to plan design and invested according to the member's current contribution allocation within five days of receipt.

Allocation Option Composition:

The top 10 holdings, asset allocation, major market sectors and geographical diversification included for some allocation options are presented to illustrate examples of the diversity of the available choices. The illustrations may not be representative of the choices' current or future investments. The figures presented are as of date shown and may change at any time.

Value of Assets/Account Value:

The performance of the investment choices made by members is used upon distribution to determine funds accumulated. Each allocation option is valued each valuation day. Each option is determined by unit values. The unit value reflects performance and expenses. The account value is based on the unit value, at the end of each valuation day and the number of accumulated units of each allocation option. STRS Ohio will use market quotations, amortized cost or "fair value" to determine the unit value of each allocation option. Investment return and principal value will fluctuate so that a member's units, when redeemed, may be worth more or less than their original cost.

Internet Capabilities:

Nationwide Retirement Solutions (NRS) will maintain an internet website accessible through www.strsoh.org for the benefit of STRS Ohio members participating in the STRS Ohio Defined Contribution Plan or the defined contribution portion of the Combined Plan. Services and information available to participants include access to account balance, current contribution allocation, allocation option information and education materials. Members will also be able to change future contribution allocations and perform exchanges among available investment choices. Written confirmations will normally be mailed to members within two business days of conducting transactions. Members should verify the accuracy of internet transactions immediately upon receipt of the confirmation. While the website is typically available 24 hours a day, seven days a week for these services, NRS cannot guarantee availability. NRS is not responsible for any gain or loss attributable to these website services being unavailable. Members must accept the NRS Electronic Service Agreement in order to use the site.

Transfers and Allocation Changes Among Investment Options:

Members may conduct exchanges daily by phone or via the internet unless exchange restrictions apply. Verbal instructions will be accepted upon verification of member identity and will be recorded to verify accuracy.

Exchange instructions completed by 4 p.m. Eastern Standard Time on a business day are posted to a member's account at the closing price that day or, if the day of the exchange is not a business day, at the closing price on the next business day.

Members may change their future contribution allocation and make exchanges among available allocation options without charge.

Members are permitted 20 trade events each calendar year. A trade event is defined as any trade or combination of trades occurring on a given valuation day. NRS also provides these additional safeguards to protect STRS Ohio from illegal late-day trading and improper market-timing trading.

- If six or more trade events occur in one calendar quarter, NRS will notify the participant by U.S. mail that he or she has been identified as engaging in potentially harmful trading practices.
- Following this notification, if more than 11 trade events occur in two consecutive calendar quarters, NRS will require the participant to submit all future trade requests in paper form only via regular U.S. mail for the remainder of the calendar year.
- If 20 trade events occur in a calendar year, NRS will require the participant to submit all future trade requests in paper form via U.S. mail for the remainder of the calendar year.

Member Reporting:

Members in the Defined Contribution Plan and the Combined Plan will receive a quarterly statement of their account. Statements are mailed to members by the 20th business day of the month following the end of a quarter. Statements include beginning and ending balances, deposits, gains and losses, transactions, fees, contribution election and asset allocation information. Contributions posted to your account after the close of a quarter will not appear on that quarter's statement. Each fall, members in the Combined Plan will also receive an *Annual Statement of Account* from STRS Ohio that includes their projected retirement, survivor benefit and disability benefit assuming the member meets or will meet the eligibility requirements for the defined benefit portion of the account. A record of service credit is also provided. Please review all quarterly statements carefully and inform NRS of any discrepancies within 120 days of the close of the calendar quarter in which the discrepancy occurs. Failure to do so may result in the inability to adjust your account.

Disbursements:

In accordance with state law, disbursements to members may be made only if the member has terminated STRS Ohio contributing service. Additionally, disbursements may be made only at the times and under the circumstances allowable by the Internal Revenue Code. The Defined Contribution and the Combined Plans do not allow loans or hardship withdrawals.

Members may take payment from the Defined Contribution Plan or the defined contribution portion of the Combined Plan through a rollover, a lump-sum withdrawal or a variety of annuities. Units will be redeemed from investment choices on the business day after processing of the payment request is complete. Disbursements can be sent to the member or to the member's financial institution. Members may request additional information or forms for disbursement by calling an STRS Ohio member service representative toll-free at 888-227-7877 or going to www.strsoh.org.

Members who request disbursement should be aware that the unit values of their account will remain subject to changing market conditions pending the receipt and processing of the disbursement.

Members who receive distributions will receive applicable tax statements. Members should file this tax statement with their income tax return. Members should always consult their accountant, lawyer or tax adviser for individual guidance.

Inability to Conduct Business:

NRS is available to execute transactions 24 hours a day, seven days a week through its internet website during normal working conditions. Although NRS has a comprehensive contingency plan for both power failures and phone service interruption, abnormal circumstances could occur due to events such as severe weather conditions, natural disasters or inevitable accidents such that NRS may not be able to execute investment transactions. During this time of emergency, NRS will strive to restore normal business functions in a timely manner.



RESOURCES

VISIT

STRS Ohio
275 E. Broad St.
Columbus, OH 43215-3771

ONLINE

www.strsoh.org
24 hours a day
Select "Contact" from
the top menu to email

BY PHONE

Member Services Center
888-227-7877 (toll-free)
614-233-8713 (fax)
Monday through Friday
8 a.m. to 5 p.m.



Your guide to *smart choices* begins inside

The first step to any investment strategy is understanding what your choices are and how they may affect your long-term objectives. STRS Ohio recognizes the individuality of its members and that no single investment strategy is right for everyone.

STRS Ohio has contracted with Nationwide Retirement Solutions (NRS) to administer the defined contribution aspects of the STRS Ohio retirement plan options. NRS retirement specialists are available to help you understand the various choices you have for setting up your defined contribution account to provide retirement income. You may also want to consult with a financial planner before selecting a plan that is right for you.

For more information, log on to the STRS Ohio website at www.strsoh.org or call toll-free 888-227-7877.